

## ON THE ORIGIN OF POLARIZATION NEAR THE LYMAN EDGE IN QUASARS

ANDREI M. BELOBORODOV<sup>1</sup> AND JURI POUTANEN

Stockholm Observatory, Saltsjöbaden, S-133 36, Sweden

Received 1999 March 10; accepted 1999 March 30; published 1999 April 9

### ABSTRACT

Optical/UV radiation from accretion disks in quasars is likely to be partly scattered by a hot plasma enveloping the disk. We investigate whether the scattering may produce the steep rises in polarization observed blueward of the Lyman limit in some quasars. We suggest and assess two models. In the first model, primary disk radiation with a Lyman edge in absorption passes through a static ionized “skin” covering the disk, which has a temperature  $kT \sim 3$  keV and a Thomson optical depth  $\tau_T \sim 1$ . Electron scattering in the skin smears out the edge and produces a steep rise in polarization at  $\lambda < 912$  Å. In the second model, the scattering occurs in a hot coronal plasma outflowing from the disk with a mildly relativistic velocity. We find that the second model better explains the data. The ability of the models to fit the observed rises in polarization is illustrated with the quasar PG 1630+377.

*Subject headings:* accretion, accretion disks — galaxies: active — polarization —  
quasars: individual (PG 1630+377) — radiative transfer — ultraviolet: galaxies

### 1. INTRODUCTION

Steep rises in polarization blueward of the Lyman limit have been detected in three of 10 observed quasars (Impey et al. 1995; Koratkar et al. 1995). Especially challenging is the case of PG 1630+377, in which the polarization increases from  $\sim 2\%$  at 1000 Å to  $\sim 20\%$  at 700 Å. Attempts to explain such a steep rise have not been successful (e.g., Blaes & Agol 1996; see Koratkar & Blaes 1999 for a review). One toy model that fits the data was suggested by Shields, Wobus, & Husfeld (1998). They assume an arbitrary large ad hoc jump in polarization at  $\lambda = 912$  Å in the disk comoving frame and then fit the observed rise by the relativistically smeared-out jump.

A possible physical mechanism producing the rises in polarization is Compton upscattering of the disk radiation by a hot plasma. Assuming that the disk emits UV radiation with a Lyman edge in absorption, one finds that the upscattering (1) smears out the Lyman edge and (2) polarizes the radiation. The upscattered radiation dominates the spectrum blueward of the edge, and this leads to the rise in polarization at  $\lambda < 912$  Å. We investigate here two scenarios:

1. *Multiple scattering in a static slab with Thomson optical depth  $\tau_T \sim 1$ .* The scattered radiation is limb-brightened in the slab, and the multiply scattered radiation acquires a polarization parallel to the disk normal (Sunyaev & Titarchuk 1985).

2. *Scattering in a mildly relativistic outflow of optical depth  $\tau_T < 1$ .* Relativistic aberration causes a limb brightening of the disk radiation in the outflow rest frame. This effect leads to a parallel polarization,  $p \sim 20\%$ , of the scattered radiation (Beloborodov 1998, hereafter B98).

Transfer of polarized radiation in a static slab corona of high temperature,  $kT \sim 100$  keV, was previously studied in detail (e.g., Haardt & Matt 1993; Poutanen & Svensson 1996; Hsu & Blaes 1998). It has been shown that the corona produces parallel polarization rising toward short wavelengths. Possible relevance to the UV polarization rises in quasars has been assessed by Hsu & Blaes (1998), who concluded that the predicted rise is not steep enough to explain the data.

In this Letter, we argue that the scattering in a layer at a Compton temperature  $kT_c \sim 3$  keV would generate a much steeper rise in polarization as compared to a hot static corona with  $kT \sim 100$  keV. The layer may be associated with an ionized “skin” of an accretion disk heated by the corona emission. In § 2, we perform calculations of radiative transfer in the skin that demonstrate the production of steep rises in polarization.

Then, in § 3, we investigate the outflow model. Previously, it was suggested as a possible mechanism producing parallel optical polarization (B98). We now find that the model can reproduce the rises in UV polarization. The results are summarized in § 4.

### 2. COMPTONIZATION IN A STATIC SLAB

#### 2.1. Production of Parallel Polarization

Let semi-isotropic radiation propagate into an ionized slab from an underlying disk. With increasing height, the attenuated intensity of unscattered radiation  $I_0$  (the 0th scattering order) gets suppressed at large angles with respect to the normal because the slab has large optical depths at these angles. The limb darkening of  $I_0$  results in perpendicular polarization in the first scattering order. In the second order, photons come from the slab itself, and their intensity  $I_1$  is limb-brightened if the slab optical depth  $\tau_T$  is  $\lesssim 1$ . The radiation scattered twice,  $I_2$ , then acquires a parallel polarization. The limb brightening progresses with successive scatterings and then saturates as the intensity  $I_N$  approaches the eigenfunction of the transfer problem (Sunyaev & Titarchuk 1985). The resulting parallel polarization progressively increases with scattering orders and then saturates. For  $\tau_T \sim 1$ , the saturation occurs after about five scatterings.

In a hot slab, the scattering is accompanied by a photon blueshift. After  $N$  scatterings, a photon of initial energy  $\varepsilon$  acquires an energy of  $\sim (1 + 4kT/m_e c^2)^N \varepsilon$  (see, e.g., Rybicki & Lightman 1979). One thus expects a strong impact of the slab on both the disk spectrum and the polarization. If the original UV spectrum has a Lyman edge in absorption, then the edge energy  $\varepsilon_L = 13.6$  eV delineates two regions in the emerging spectrum. At  $\varepsilon > \varepsilon_L$ , the upscattered radiation dominates the observed flux, and the further away from the edge, the higher are the scattering orders contributing to the spectrum. The

<sup>1</sup> Also at Astro-Space Center of the Lebedev Physical Institute, Profsoyuznaya 84/32, 117810 Moscow, Russia.

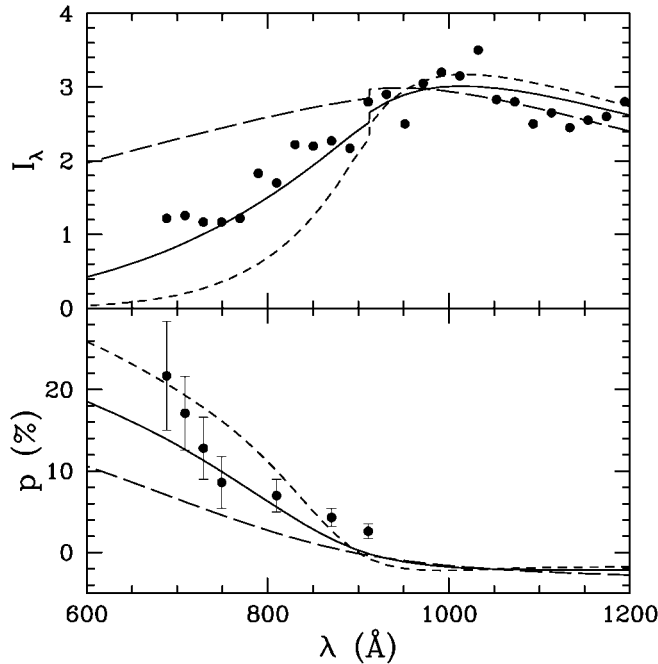


FIG. 1.—Intensity  $I_\lambda$  (in arbitrary units) and polarization  $p$  from a disk covered by an ionized “skin” of optical depth  $\tau_T = 1$ , as viewed at inclination  $\theta = 77^\circ$ . The sign of  $p$  is chosen so that  $p > 0$  corresponds to the case in which the electric vector is parallel to the disk normal. The dashed, solid, and long-dashed curves correspond to skin temperatures  $kT = 1, 3,$  and  $10$  keV, respectively. Below the skin, we assume unpolarized blackbody emission of temperature  $3$  eV with a sharp Lyman edge in absorption. The data for PG 1630+377 (Koratkar et al. 1995) show the detections of  $p$  above the  $2.5\sigma$  level. We do not plot the polarimetric data below  $2.5\sigma$  because they are not real detections and have random position angles.

radiation is therefore parallelly polarized at  $\varepsilon \gg \varepsilon_L$ . By contrast, at  $\varepsilon < \varepsilon_L$ , all scattering orders contribute to the spectrum, and this leads to a small net polarization.

A slab with temperature  $kT \sim 100$  keV produces a gradual growth in parallel polarization toward high energies, so that  $p$  reaches  $\sim 10\%$ – $15\%$  at  $\varepsilon \geq 1$  keV (Hsu & Blaes 1998). The polarization maximum is blueshifted far away from the edge because the gain in energy per scattering is large,  $\Delta\varepsilon/\varepsilon \sim 4kT/m_e c^2 \sim 4/5$ . The high  $T$  is thus the reason for the slow growth of  $p$  with respect to wavelength. If the Comptonization occurred in a slab of a relatively low temperature, then a large number of scatterings would be accompanied by a modest blueshift, and  $p(\lambda)$  at  $\lambda < 912$  Å would be much steeper. With this motivation, we consider a transition layer (skin) between the UV disk and the corona as a possible location of the Comptonization. The layer is Compton heated by the corona emission to an equilibrium temperature  $kT_C$  of a few keV and has an optical depth  $\tau_T \sim 1$  (e.g., Życki et al. 1994). The Kompaneets’s  $y$ -parameter of the layer is  $4(kT/m_e c^2)\tau_T^2 \ll 1$ , which implies a very soft spectrum of upscattered photons.

If the disk has a patchy hot corona, then the bulk of UV radiation comes directly from the disk without being scattered in the corona (Haardt, Maraschi, & Ghisellini 1994). At the same time, the whole UV disk may be covered by the ionized skin. Then the skin may dominate the Comptonized spectrum at modest energies, while the patchy corona dominates the hard X-ray spectrum. The skin may contribute to the soft excess observed in quasar spectra.

We model the skin as a slab of optical depth  $\tau_T \sim 1$  and

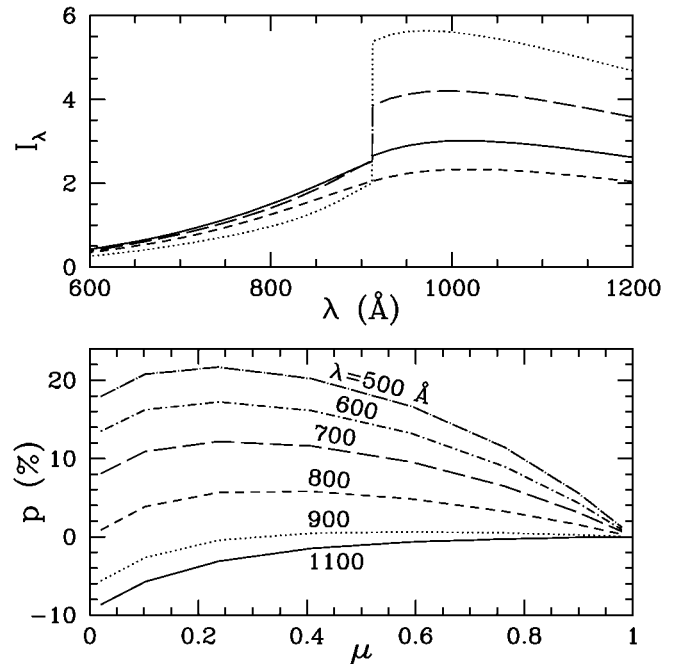


FIG. 2.—Skin model with  $\tau_T = 1$  and  $kT = 3$  keV. *Top*: Emerging intensity at different inclinations,  $\mu = \cos \theta$ . The dashed, solid, long-dashed, and dotted curves correspond to  $\mu = 0.047, 0.23, 0.5,$  and  $0.95$ , respectively. *Bottom*: Angular dependence of polarization at different wavelengths.

temperature  $kT \sim 1$ – $10$  keV. Below the slab, we assume a blackbody source with temperature  $kT_{bb} = 3$  eV. The Lyman edge in the source spectrum is modeled as a sharp jump down to zero intensity at  $912$  Å. In the calculations of radiative transfer in the slab, we use the iterative scattering method described in detail in Poutanen & Svensson (1996).

## 2.2. Results

The results for  $\tau_T = 1$  and  $kT = 1, 3,$  and  $10$  keV are presented in Figure 1 for a disk inclination  $\cos \theta = 0.23$ . The polarization is close to its maximum at this inclination. With increasing  $\tau_T$ ,  $p$  decreases, changing its sign, and in the limit  $\tau_T \gg 1$  one arrives at the standard Chandrasekhar-Sobolev perpendicular polarization. An increase in  $T$  leads to a larger energy gain per scattering that makes the polarization rise less steep. On the other hand, a decrease in  $T$  and/or  $\tau_T$  leads to a reduction of the flux blueward of the Lyman edge. This is a general tendency of a Comptonization model: dramatic rises in polarization imply modest fluxes blueward of the edge. A compromise is achieved when  $\tau_T \sim 1$  and  $kT \sim 3$  keV. In this case, the predicted behavior of the flux and polarization resembles the data on PG 1630+377 (see Fig. 1). The edge is smeared-out at large inclinations, while it is strongly pronounced at modest inclinations (see Fig. 2). Additional smearing out may be present because of relativistic effects near a Kerr black hole.

An important feature of the model is that  $p$  changes sign across the edge, i.e., the small polarization redward of the edge is perpendicular to the disk normal (see also Haardt & Matt 1993). By contrast, the data favor the same position angle blueward and redward of the edge (Impey et al. 1995; Koratkar et al. 1995). Besides, optical polarization measured in many objects tends to be parallel to the disk normal (e.g., Antonucci

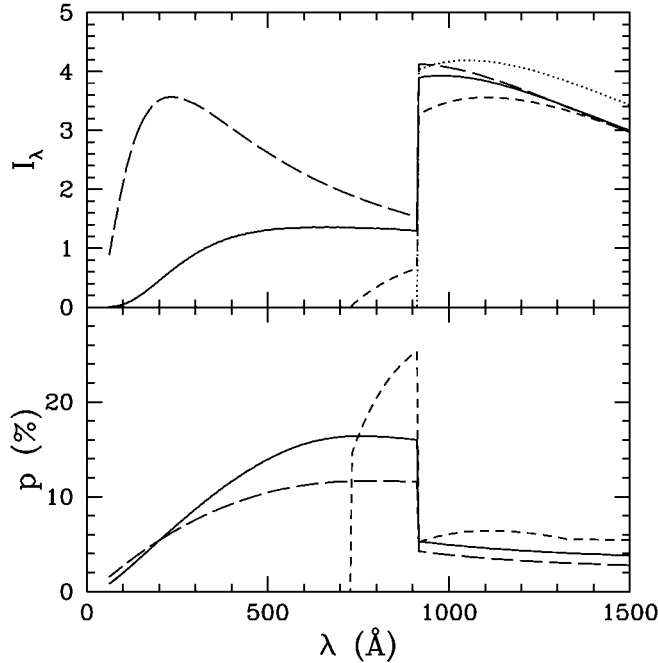


FIG. 3.—Disk radiation after passing through an outflow with  $\beta = \beta_*$  = 0.45 and column density  $N_c = 0.2\sigma_T^{-1}$ , as viewed at  $\mu = \beta$ .  $I_\lambda = I\nu^2/c$  is plotted in arbitrary units. The sign of  $p$  is chosen so that  $p > 0$  corresponds to the parallel polarization. The primary (unpolarized, isotropic) radiation of the disk is assumed to have a blackbody spectrum,  $kT_{\text{bb}} = 3$  eV, with a sharp Lyman edge (dotted curve). The dashed, solid, and long-dashed curves represent the observed radiation (in the single-scattering approximation) for outflow temperatures  $kT = 0, 50$ , and  $100$  keV, respectively.

1992). The predicted perpendicular redward polarization thus appears to contradict the data.

### 3. SCATTERING IN A CORONAL OUTFLOW

A corona above an accretion disk need not be static, and formation of mildly relativistic outflows is very likely. Moreover, there are indications from X-ray observations for bulk motion in coronas of black hole sources (Beloborodov 1999a; Zdziarski, Lubiński, & Smith 1999). Here, we consider a toy model in which the outflow is replaced by a slab of outflowing plasma with a given column density  $N_c$ . The underlying UV disk is assumed to emit isotropically. A characteristic velocity of the outflow is  $\beta \equiv v/c \sim \beta_* = (4 - \sqrt{7})/3 \approx 0.45$ , which corresponds to equilibrium with the disk radiation field (i.e., the bulk acceleration by the radiative pressure is balanced by the Compton drag at  $\beta = \beta_*$ ; Gurevich & Romyantsev 1965). The equilibrium must be established in an outflow composed of  $e^\pm$  pairs (Beloborodov 1999b). When viewed from the outflow comoving frame, the disk radiation is limb-brightened. This effect has a maximum at  $\beta = \beta_*$  (B98).

A typical polarization of the scattered radiation is  $\sim 10\%$ – $20\%$  depending on the disk inclination  $\mu$  (B98). The observed weak polarization redward of the Lyman edge,  $p \lesssim 2\%$ , indicates that the contribution of the scattered radiation to the observed flux is small. In a slab geometry, it implies that the outflow is optically thin,  $N_c < \sigma_T^{-1}$ . At the same time, blueward of the edge, the scattered radiation can dominate the observed flux, producing a steep rise in polarization at  $\lambda < 912$  Å. If the primary radiation crucially decreases at  $\lambda < 912$  Å, then the flux here is mainly composed of scattered

photons that have been blueshifted upon scattering due to the Doppler effect. In addition to the Doppler effect associated with bulk motion, there may be Doppler shifts due to thermal motions in the outflow. We therefore consider outflows with a range of temperatures  $T$ .

#### 3.1. Calculations

The equations of Thomson transfer of a polarized frequency-integrated radiation in a cold outflow are given in B98. Here, we extend the problem: (1) We include the dependence on frequency  $\nu$  and study the polarization along with the radiation spectrum. (2) We relax the assumption  $kT \ll m_e c^2$  and calculate radiative transfer in outflows of high temperatures.

In a slab geometry, the polarized radiation is described by the two Stokes parameters,  $I(\nu, \mu)$  and  $Q(\nu, \mu)$ . The scattering is represented by the source functions  $S_I(\nu, \mu)$  and  $S_Q(\nu, \mu)$ . We hereafter use vector notation:  $\mathbf{I} \equiv (I, Q)$  and  $\mathbf{S} \equiv (S_I, S_Q)$ . To calculate  $\mathbf{S}$ , we transform  $\mathbf{I}$  into the outflow comoving frame. Polarization,  $p = Q/I$ , is invariant with respect to Lorentz boosts along the normal, and  $\mathbf{I}$  transforms as (see, e.g., Rybicki & Lightman 1979)

$$\mathbf{I}^c(\nu_c, \mu_c) = D^3(\mu)\mathbf{I}(\nu, \mu),$$

$$\mu_c = \frac{\mu - \beta}{1 - \beta\mu},$$

$$\nu_c = \gamma(1 - \beta\mu)\nu \equiv D(\mu)\nu,$$

where the index  $c$  stands for the comoving frame and  $\gamma = (1 - \beta^2)^{-1/2}$ . In the comoving frame, we compute the source functions using the  $2 \times 2$  redistribution matrix  $\mathbf{R}$ , derived for a hot static plasma (Nagirner & Poutanen 1993; see also Poutanen & Svensson 1996),

$$S^c(\nu_c, \mu_c) = \int \int \left(\frac{\nu_c}{\nu'_c}\right)^2 \mathbf{R}(\nu_c, \mu_c, \nu'_c, \mu'_c) \mathbf{I}^c(\nu'_c, \mu'_c) d\nu'_c d\mu'_c,$$

and then transform  $S^c$  into the lab frame,  $S(\nu, \mu) = D^{-3}(\mu)S^c(\nu_c, \mu_c)$ .

We calculate the observed radiation in the single-scattering approximation, i.e.,  $\mathbf{I}_{\text{obs}} \approx \mathbf{I} + \tau_\mu(\mathbf{S} - \mathbf{I})$ , where  $\tau_\mu = N_c \sigma_T (1 - \beta\mu)/\mu$  is the slab optical depth at inclination  $\mu$ . This approximation is reasonable when (1) the outflow has a small optical depth ( $\tau_\mu < 1$ ) and (2) we are interested in the radiation near the Lyman edge. The high scattering orders will affect the results at energies above a typical energy of once-scattered photons. We assume isotropic unpolarized primary radiation  $\mathbf{I}$  (the primary depolarization in the disk is likely to be caused by Faraday rotation; e.g., Agol & Blaes 1996).

#### 3.2. Results

First, we consider the case of a sharp Lyman edge (Fig. 3). After passing through the outflow, a polarized tail appears in the spectrum blueward of the edge. One can see from Figure 3 how a high outflow temperature increases the flux at  $\lambda < 912$  Å. On the other hand, a high  $T$  reduces the polarization of the upscattered radiation (see also Poutanen & Vilhu 1993; Nagirner & Poutanen 1994). This effect is caused by mildly relativistic thermal motions that cause random aberration of light in the electron rest frame. The random character of the

“thermal aberration” leads to a reduction of the systematic polarization.

The amplitude of the tail is proportional to the outflow column density. The discontinuity in the observed spectrum comes from the edge in the primary radiation. The polarization is only caused by scattered radiation which has no discontinuity; hence,  $Q_{\text{obs}}$  is smooth across the edge. This gives a relation between the jumps in  $p_{\text{obs}}$  and  $I_{\text{obs}}$ :  $p_{\text{obs}}^+/p_{\text{obs}}^- = I_{\text{obs}}^+/I_{\text{obs}}^-$ , where  $+/-$  correspond to  $\lambda$  just above/below 912 Å.

In order to emulate the observed spectrum of PG 1630+377, we use a toy primary intensity  $I \propto \nu^2 \exp[-(\nu/\nu_0)^6]$  and choose  $h\nu_0 = 13$  eV. This spectrum emulates a smeared-out Lyman edge (*dotted curve*, Fig. 4). The original smearing out may be the result of relativistic effects near the black hole. The emerging radiation after passing through the outflow is shown in Figure 4 for  $N_c = 0.23\sigma_T^{-1}$  at inclination  $\theta = 60^\circ$ . A reasonably good fit to the PG 1630+377 data is obtained for  $kT \approx 50$ –100 keV.

A special feature of the outflow model is that the maximum  $p$  is predicted at  $\mu = \beta$ , which corresponds to  $\mu_c = 0$ , albeit the polarization is also high for a wide range of inclinations (see B98). More importantly, the parallel orientation is predicted at all wavelengths, in contrast to our first (static) model. Note also that the outflow model provides a steeper rise in  $p$  and predicts a hardening in the spectrum at  $\sim 750$  Å similar to that present in the data.

#### 4. SUMMARY

We have found that Comptonization of UV radiation with a Lyman edge in absorption can produce a very steep rise in polarization blueward of the edge. Redward, the predicted polarization is low and weakly dependent on wavelength.

We model the Comptonizing plasma as a hot slab with three parameters: (1) the optical depth  $\tau_T$ , (2) the temperature  $T$ , and (3) the bulk velocity  $\beta$ . Our first (static) model emulates an ionized skin of an accretion disk. It has  $\tau_T \sim 1$ ,  $kT \sim 3$  keV, and  $\beta = 0$ . The skin produces a steep rise in parallel polarization blueward of the Lyman edge. The predicted polarization, however, changes its sign across the edge, which is not favored by the observations. Another potential difficulty is the strong Lyman edge predicted at modest inclinations.

In our second (outflow) model, the hot plasma is optically thin,  $\tau_T < 1$ , and its bulk velocity,  $\beta \sim 0.5$ , is in equilibrium with the disk radiation field (B98). A steep rise in polarization is then generated for a wide range of parameters. The predicted polarization is parallel to the disk normal at all wavelengths. Note that the redward polarization may be further reduced if

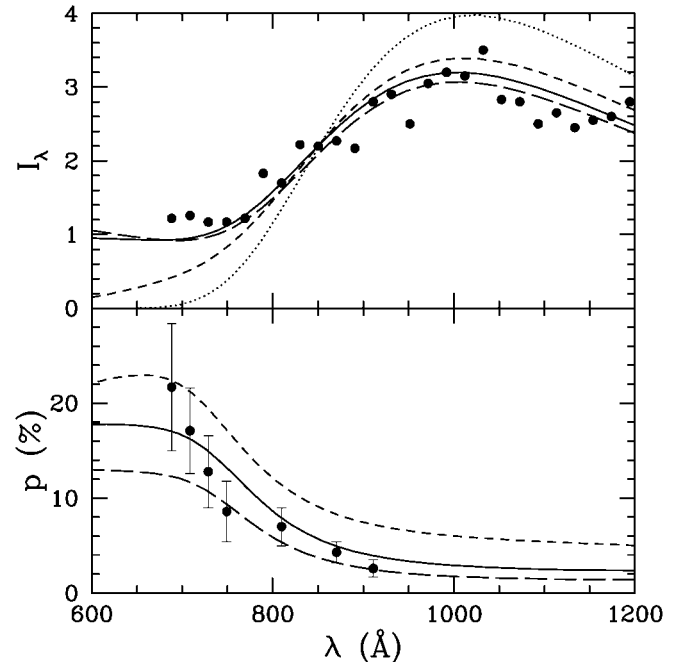


FIG. 4.—Outflow model with  $\beta = \beta_x = 0.45$  and column density  $N_c = 0.23\sigma_T^{-1}$ , as viewed at inclination  $\theta = 60^\circ$ , against the data on PG 1630+377. The assumed original disk emission is shown by the dotted curve. The dashed, solid, and long-dashed curves correspond to outflow temperatures  $kT = 3, 50$ , and 100 keV, respectively.

an additional unpolarized source contributes at large wavelengths (e.g., the disk emission from larger radii, which is not scattered in the central outflow).

Both models predict rises in polarization only in those objects in which there is a Lyman edge or a dramatic spectral break in the original disk spectrum. A large polarization,  $p \gtrsim 20\%$ , is then predicted at favorable inclinations. The skin model has maximum  $p$  at  $\cos \theta \approx 0.25$ , and the outflow model at  $\cos \theta = \beta$ .

The outflow model appears to be more promising. Note that the slab geometry is a rough approximation for an outflow. A real outflow is at least two dimensional (axisymmetric), or it consists of localized ejecta from the disk (Beloborodov 1999a). A full two-dimensional model should include self-consistently the effects of relativistic disk rotation and gravitational redshift, which are important near a Kerr black hole.

This work was supported by the Swedish Natural Science Research Council and RFFI grant 97-02-16975.

#### REFERENCES

- Agol, E., & Blaes, O. 1996, MNRAS, 282, 965  
Antonucci, R. 1992, in AIP Conf. Proc. 254, Testing the AGN Paradigm, ed. S. Holt, S. Neff, & C. M. Urry (New York: AIP), 486  
Beloborodov, A. M. 1998, ApJ, 496, L105 (B98)  
———. 1999a, ApJ, 510, L123  
———. 1999b, MNRAS, 305, 181  
Blaes, O., & Agol, E. 1996, ApJ, 469, L41  
Gurevich, L. E., & Romyantsev, A. A. 1965, Soviet Phys.—JETP, 20, 1233  
Haardt, F., Maraschi, L., & Ghisellini, G. 1994, ApJ, 432, L95  
Haardt, F., & Matt, G. 1993, MNRAS, 261, 346  
Hsu, C.-M., & Blaes, O. 1998, ApJ, 506, 658  
Impey, C. D., Malkan, M. A., Webb, W., & Petry, C. E. 1995, ApJ, 440, 80  
Koratkar, A., Antonucci, R. R. J., Goodrich, R. W., Bushouse, H., & Kinney, A. L. 1995, ApJ, 450, 501  
Koratkar, A., & Blaes, O. 1999, PASP, 111, 1  
Nagirner, D. I., & Poutanen, J. 1993, A&A, 275, 325  
———. 1994, Astrophys. Space Phys. Rev., 9, 1  
Poutanen, J., & Svensson, R. 1996, ApJ, 470, 249  
Poutanen, J., & Vilhu, O. 1993, A&A, 275, 337  
Rybicki, G. B., & Lightman, A. P. 1979, Radiative Processes in Astrophysics (New York: Wiley)  
Shields, G. A., Wobus, L., & Husfeld, D. 1998, ApJ, 496, 743  
Sunyaev, R. A., & Titarchuk, L. G. 1985, A&A, 143, 374  
Zdziarski, A. A., Lubinski, P., & Smith, D. A. 1999, MNRAS, 303, L11  
Życki, P. T., Krolik, J. H., Zdziarski, A. A., & Kallman, T. R. 1994, ApJ, 437, 597